


# Q.PEAK DUO BLK-G6+

## 330-345

ENDURING HIGH PERFORMANCE



#### Q.ANTUM TECHNOLOGY: LOW LEVELIZED COST OF ELECTRICITY

Higher yield per surface area, lower BOS costs, higher power classes, and an efficiency rate of up to 19.5%.



#### INNOVATIVE ALL-WEATHER TECHNOLOGY

Optimal yields, whatever the weather with excellent low-light and temperature behavior.



#### ENDURING HIGH PERFORMANCE

Long-term yield security with Anti LID and Anti PID Technology<sup>1</sup>, Hot-Spot Protect and Traceable Quality Tra.Q™.



#### EXTREME WEATHER RATING

High-tech aluminum alloy frame, certified for high snow (5400 Pa) and wind loads (4000 Pa).



#### A RELIABLE INVESTMENT

Inclusive 25-year product warranty and 25-year linear performance warranty<sup>2</sup>.



#### STATE OF THE ART MODULE TECHNOLOGY

Q.ANTUM DUO combines cutting edge cell separation and innovative wiring with Q.ANTUM Technology.

<sup>1</sup> APT test conditions according to IEC/TS 62804-1:2015, method B (-1500 V, 168 h)  
<sup>2</sup> See data sheet on rear for further information

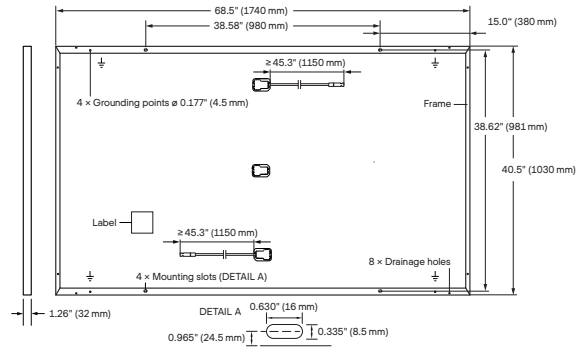
#### THE IDEAL SOLUTION FOR:



Rooftop arrays on residential buildings

## MECHANICAL SPECIFICATION

Format	68.5 × 40.6 × 1.26 in (including frame) (1740 × 1030 × 32 mm)
Weight	43.9 lbs (19.9 kg)
Front Cover	0.13 in (3.2 mm) thermally pre-stressed glass with anti-reflection technology
Back Cover	Composite film
Frame	Black anodized aluminum
Cell	6 × 20 monocrystalline Q.ANTUM solar half cells
Junction Box	2.09-3.98 × 1.26-2.36 × 0.59-0.71 in (53-101 × 32-60 × 15-18 mm), Protection class IP67, with bypass diodes
Cable	4 mm <sup>2</sup> Solar cable; (+) ≥ 45.3 in (1150 mm), (-) ≥ 45.3 in (1150 mm)
Connector	Stäubli MC4; IP68

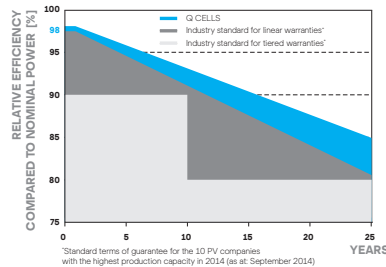


## ELECTRICAL CHARACTERISTICS

POWER CLASS		330	335	340	345	
MINIMUM PERFORMANCE AT STANDARD TEST CONDITIONS, STC <sup>1</sup> (POWER TOLERANCE +5 W / -0 W)						
Minimum	Power at MPP <sup>1</sup>	P <sub>MPP</sub> [W]	330	335	340	345
	Short Circuit Current <sup>1</sup>	I <sub>SC</sub> [A]	10.41	10.47	10.52	10.58
	Open Circuit Voltage <sup>1</sup>	V <sub>OC</sub> [V]	40.15	40.41	40.66	40.92
	Current at MPP	I <sub>MPP</sub> [A]	9.91	9.97	10.02	10.07
	Voltage at MPP	V <sub>MPP</sub> [V]	33.29	33.62	33.94	34.25
	Efficiency <sup>1</sup>	η [%]	≥ 18.4	≥ 18.7	≥ 19.0	≥ 19.3
MINIMUM PERFORMANCE AT NORMAL OPERATING CONDITIONS, NMOT <sup>2</sup>						
Minimum	Power at MPP	P <sub>MPP</sub> [W]	247.0	250.7	254.5	258.2
	Short Circuit Current	I <sub>SC</sub> [A]	8.39	8.43	8.48	8.52
	Open Circuit Voltage	V <sub>OC</sub> [V]	37.86	38.10	38.34	38.59
	Current at MPP	I <sub>MPP</sub> [A]	7.80	7.84	7.89	7.93
	Voltage at MPP	V <sub>MPP</sub> [V]	31.66	31.97	32.27	32.57

<sup>1</sup>Measurement tolerances P<sub>MPP</sub> ± 3%; I<sub>SC</sub>; V<sub>OC</sub> ± 5% at STC: 1000 W/m<sup>2</sup>, 25 ± 2°C, AM 1.5 according to IEC 60904-3 • 2800 W/m<sup>2</sup>, NMOT, spectrum AM 1.5

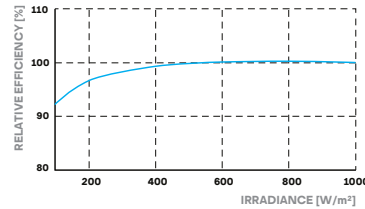
### Q CELLS PERFORMANCE WARRANTY



At least 98% of nominal power during first year. Thereafter max. 0.54% degradation per year. At least 93.1% of nominal power up to 10 years. At least 85% of nominal power up to 25 years.

All data within measurement tolerances. Full warranties in accordance with the warranty terms of the Q CELLS sales organization of your respective country.

### PERFORMANCE AT LOW IRRADIANCE



Typical module performance under low irradiance conditions in comparison to STC conditions (25°C, 1000 W/m<sup>2</sup>)

### TEMPERATURE COEFFICIENTS

Temperature Coefficient of I <sub>SC</sub>	α [%/K]	+0.04	Temperature Coefficient of V <sub>OC</sub>	β [%/K]	-0.27
Temperature Coefficient of P <sub>MPP</sub>	γ [%/K]	-0.36	Normal Module Operating Temperature	NMOT [°F]	109 ± 5.4 (43 ± 3°C)

## PROPERTIES FOR SYSTEM DESIGN

Maximum System Voltage V <sub>SYS</sub> [V]	1000 (IEC)/1000 (UL)	Safety Class	II
Maximum Series Fuse Rating [A DC]	20	Fire Rating based on ANSI/UL 1703	C (IEC)/TYPE 2 (UL)
Max. Design Load, Push/Pull <sup>3</sup> [lbs/ft <sup>2</sup> ]	75 (3600 Pa)/55 (2667 Pa)	Permitted Module Temperature on Continuous Duty	-40°F up to +185°F (-40°C up to +85°C)
Max. Test Load, Push/Pull <sup>3</sup> [lbs/ft <sup>2</sup> ]	113 (5400 Pa)/84 (4000 Pa)		

<sup>3</sup>See Installation Manual

## QUALIFICATIONS AND CERTIFICATES

UL 1703, VDE Quality Tested, CE-compliant, IEC 61215:2016, IEC 61730:2016, Application Class II, U.S. Patent No. 9,893,215 (solar cells)



## PACKAGING INFORMATION

Number of Modules per Pallet	32
Number of Pallets per 53' Trailer	28
Number of Pallets per 40' HC-Container	24
Pallet Dimensions (L × W × H)	71.5 × 45.3 × 48.0 in (1815 × 1150 × 1220 mm)
Pallet Weight	1505 lbs (683 kg)

**Note:** Installation instructions must be followed. See the installation and operating manual or contact our technical service department for further information on approved installation and use of this product.

Hanwha Q CELLS America Inc.

400 Spectrum Center Drive, Suite 1400, Irvine, CA 92618, USA | TEL +1 949 748 59 96 | EMAIL inquiry@us.q-cells.com | WEB www.q-cells.us